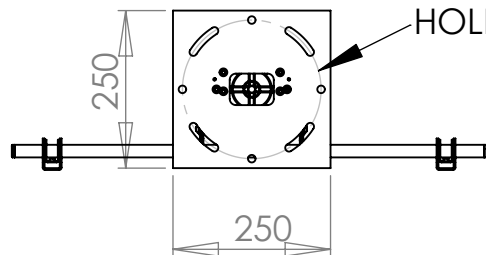
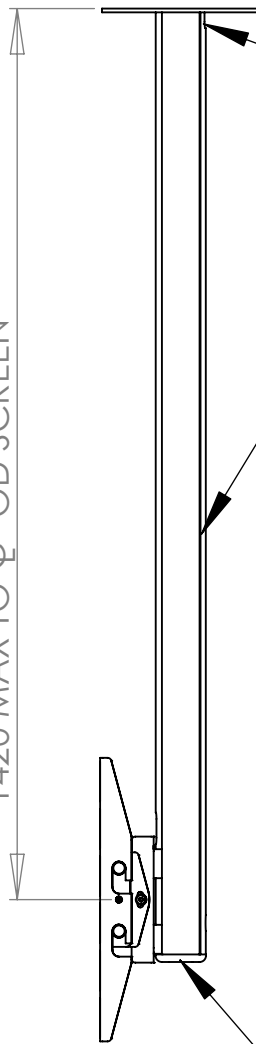


BRACKET HEIGHT
ADJUSTABLE



HOLES ON \varnothing 220 mm PCD

1420 MAX TO \varnothing OD SCREEN

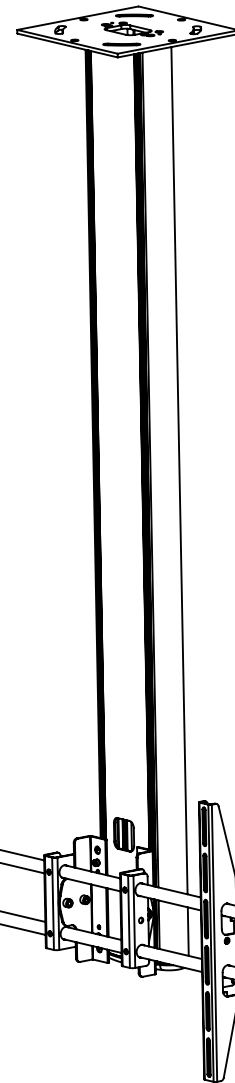


CABLE EGRESS / ACCESS

TO REMOVE REAR COVER
REMOVE END CAP
PULL OUT RUBBER STRIPS
AND SLIDE COVER DOWN
200 mm AND TWIST COVER TO
REMOVIT FROM MAIN EXTRUSION

01 UNIVERSAL MOUNT
 \pm 15 DEGREES OF TILT

END CAP



SEE DRILLING TEMPLATE
FOOR DETAILS OF
MOUNTING POSITIONS
ON CEILING PLATE

| | | |
|--|--------------------|--|
| DEBUR AND BREAK SHARP EDGES | | Mode-AL .co.uk |
| MATERIAL: N/A | | |
| FINISH: ANODISE NATURAL | | UNIT 4 ANAMAX IND. PARK, OXFORD ROAD, TATLING END, BUCKS SL9 7BB TEL +44 (0)1753 880824 |
| UNLESS OTHERWISE SPECIFIED: DIMENSIONS ARE IN MILLIMETERS TOLERANCES: LINEAR: X. \pm 1.0mm X.X \pm 0.25 mm X.XX \pm 0.10 mm ANGULAR: X.XX \pm 0.1° | | TITLE: CEILING MOUNT |
| DWG NO. PC150001xx | | REV A |
| SCALE: 1:12 | SHEET 1 OF 1 A4 | |